




# Kingfisher

Direct Ltd

## Cobra

Petrol



### CF12150PHR

**12  
Lpm**

**150  
Bar**

**2175  
Psi**

**Petrol  
Honda**


Petrol

# Cobra - CF12150PHR




POWERED by  
**HONDA**

**12** **150**  
**Lpm** **Bar**




Manufactured using quality components and offering great value for money the Cobra petrol engine driven pressure washer has the power to tackle the toughest of cleaning jobs.

A world leading Interpump direct drive pump powered by an ultra reliable Honda petrol engine ensures the Cobra has a long & trouble free life.



**Honda GX160  
Engine**



**Interpump  
51 Series**

General	
Weight	31Kg
Dimensions	L580 - W410 - H455 mm
Noise level	LWA 111dB
HP hose	8m single wire 5/16" id
Suction hose	3m with 50 mesh weighted filter
Gun & lance	Gun with extension + single lance ext
Nozzle head	Variable angle with high-low pressure
Chemical injection	Low-pressure chemical injector
Frame	Powder coated steel carry frame

Pump	
Make	Interpump
Model	TT1512CVB
Flow	12 Lpm
Pressure	150 Bar - 2175 Psi
Lubrication	Oil splash
Materials	Ceramic plungers & brass manifold
Speed	3400 Rpm
Drive	Direct drive from engine
Pressure control	Built-in unloader with adjustable pressure
By-pass system	Internal recirculation

Engine	
Make	Honda
Model	GX160
Power	5.5Hp - Gross / 4.8Hp - Net*
Fuel capacity	3.6 Litres
Lubrication	Oil splash
Oil alert	Low level engine shutdown system
Cooling	Air cooled
Fuel system	Carburettor
Starting	Recoil
Ignition	Transistorised pointless

\*Net power @ 3600 Rpm in accordance with SAE J1349

Kingfisher Direct Ltd  
Retford  
Enterprise Centre  
Retford  
Nottinghamshire  
DN22 7GR  
01777 858009  
Company Reg No: 07752788  
VAT No: 120941249  
info@kingfisherdirect.co.uk